

Neurological Instruments

Neurological Hammers and Tuning Forks

A Special Thank You...

Thank you for choosing an ADC® **Neurological Instrument**. We're proud of the care and quality that goes into the manufacture of each and every product that bears our name. Only the finest materials are used to assure you of a timeless instrument designed for optimum performance. Please read the following instructions and general information which will prove helpful in allowing you to enjoy your ADC® product.

Sincerely, American Diagnostic Corporation

Device Description and Intended Use:

All ADC® Neurological Percussion Hammers are medical instruments used by healthcare practitioners to test deep tendon reflexes as part of a neurological physical examination in order to detect abnormalities in the central or peripheral nervous system.

All ADC® Tuning Forks are medical instruments used by healthcare practitioners to conduct auditory and neurological testing to identify underlying medical conditions. The Rinne and Webber tests can be conducted with these devices.

Contraindications:

Neurological Instruments should not be used on damaged or injured locations of a patient's body where the use of such a device may cause greater harm or injury.

Warnings and Cautions: ⚠

⚠ **WARNING:** Neurological hammers may contain sharp points or components.

Do not leave this device unattended around children.

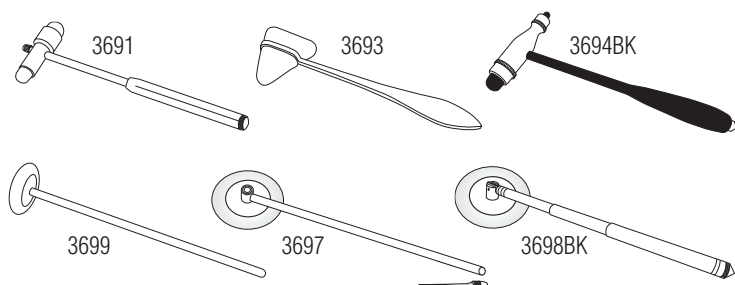
⚠ **CAUTION:** Some neurological hammers may have pointed tips that can cause serious injuries if used improperly. Care should be taken when handling these devices.

⚠ **CAUTION:** No form of sterilization has been validated for this device. Do not autoclave this device or expose it to extreme environmental conditions as damage to the device may result.

Operation (For all Neurological Hammers):

The Taylor Hammer (3693) is typically held at the end and then swung in an arc-like motion onto the tendon. The Queen's Square (3699) and Babinski Hammers (3697, 3698BK) are usually held perpendicular to the tendon and passively swung onto the tendon with the assistance of gravity. The Jendrassik maneuver can also be used to accentuate reflexes. The large head of the Tromner Hammer (3694BK) is designed for use on the large tendons of the extensor surfaces, and the smaller head is used for percussion of flexor tendons.

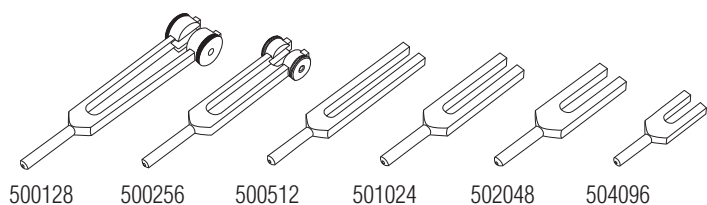
Select models (Buck Hammer - 3691, Tromner Hammer - 3694BK, and Babinski Hammer - 3697) have concealed needles and/or brushes for additional reflex and neurological testing. To use these components, unscrew the base of the hammer's handle. For Buck Hammers, the concealed needle can be accessed by unscrewing the top of the device and pulling the needle free.



Operation (For all Tuning Forks):

To operate your tuning fork, hold it as close as possible to the end. For best results, strike the tuning fork gently against a hard surface near where the forks start. It is not necessary to strike the object very hard and care should be taken not to strike an object that can be easily damaged, such as a glass table top or other similar object.

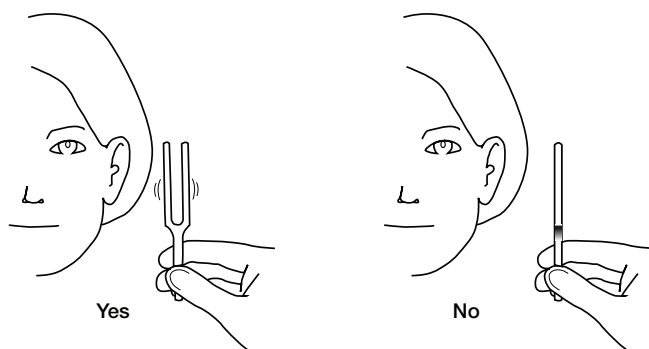
Alternately, the tuning fork may be activated by 'snapping' the tips of the forks. Place your thumb and index finger on the outside of each fork and then slide your fingers off the tip of each fork while moving them towards each other, as if you were snapping. The motion will set the two forks vibrating.



Helpful Tips when Holding the Tuning Fork:

- Keep your wrist relaxed and flexible.
- Keep your fingers firm, but don't press hard against the stem of the tuning fork.
- Your elbow should be bent and relaxed, and your arm should not be tense.
- Ensure that you are holding the tuning fork as close to the end as possible.
- Avoid touching the tines of the tuning fork during use.
- Avoid grasping the tuning fork tightly.
- Avoid having your arm in a stiff or locked position.
- Avoid activating the tuning fork by hitting it against your hand.

When using a tuning fork to examine a patient, the device should be held in such a way that it is in the same orientation as the patient. The tines of the tuning fork will give off more vibrations that the patient can hear when oriented like this. See the image below for more details.

**Cleaning and Disinfection:**

Your neurological instrument may be cleaned with a soft cloth or cotton swab. A low-level disinfectant comprised of 70% isopropyl alcohol may be used as necessary during the cleaning process. Chemical cleaners, excessive heat, cold, or oils may damage the instrument and reduce its lifespan.

This device may not be sterilized or autoclaved.

Important Note: Excessive cleaning solutions may leave a residue on the device which will impact the sound quality of tuning forks. These devices must be thoroughly cleaned and dried prior to use.

LIMITED WARRANTY:

American Diagnostic Corporation (ADC®) warrants its products against defects in materials and workmanship under normal use and service as follows:

1. Warranty service extends to the original retail purchaser only and commences with the date of delivery.
2. Your ADC Neurological Instrument is warranted for one year from date of purchase (all parts).

What is Covered: Replacement of parts, and labor.

What is Not Covered: Transportation charges to and from ADC®. Damages caused by abuse, misuse, accident, or negligence. Incidental, special, or consequential damages. Some states do not allow the exclusion or limitation of incidental, special, or consequential damages, so this limitation may not apply to you.

To Obtain Warranty Service: Send item(s) postage paid to ADC®, Attn: Repair Dept., 55 Commerce Dr., Hauppauge, NY 11788. Please include your name and address, phone no., proof of purchase, and a brief note explaining the problem.

Implied Warranty: Any implied warranty shall be limited in duration to the terms of this warranty and in no case beyond the original selling price (except where prohibited by law). This warranty gives you specific legal rights and you may have other rights which vary from state to state.



 ADC
55 Commerce Drive
Hauppauge, NY 11788

 ADC (UK) Ltd.
Unit 6, PO14 1TH
United Kingdom

Inspected in the U.S.A.
Neuro Hammers made in China
Tuning Forks made in U.S.A.
tel: 631-273-9600, 1-800-232-2670
fax: 631-273-9659

www.adctoday.com
email: info@adctoday.com

